



Market Overview

Indian benchmark indices Nifty 50 and Sensex failed to sustain early gains and ended lower on Wednesday amid mixed global cues and persistent foreign fund outflows. The Barometer BSE Sensex tumbled 167.71 points or 0.21 percent to close at 81,467.10 while NSE Nifty 50 declined 31.20 points or 0.12 percent to settle at 24,981.95. FMCG and Oil & Gas stocks underperformed the sectoral indices while Pharma stocks witnessed buying pressure in yesterday's trading session. Among individual stocks, ITC and Nestle India were the major laggards, falling 3.20% and 2.55%, respectively. Conversely, Divis Laboratories was the top performer, rising 7.98%. The overall market breadth remained positive for the second consecutive session with 2654 stocks advancing and 1317 stocks declining. On the institutional participation front, Foreign Institutional Investors (FIIs) extended their profit booking journey by divesting shares worth Rs 4,562.71 crore while Domestic Institutional Investors (DIIs) displayed confidence in the market by purchasing shares worth Rs 3,508.61 crore.

Key Economic Events for the Week

Date	Country	Economic event
07-10-2024	GB	Halifax House Price Index MoM & YoY
08-10-2024	US	Balance of Trade
09-10-2024	US	Change in Crude Oil Inventories
09-10-2024	IN	RBI Interest Rate Decision
09-10-2024	US	FOMC Minutes
10-10-2024	US	Core Inflation Rate MoM & YoY
10-10-2024	US	Inflation Rate MoM & YoY
11-10-2024	GB	GDP MoM
11-10-2024	US	Industrial Production YoY
11-10-2024	US	Manufacturing Production YoY
11-10-2024	US	PPI MoM
13-10-2024	CN	Inflation Rate MoM & YoY
13-10-2024	CN	Balance of Trade

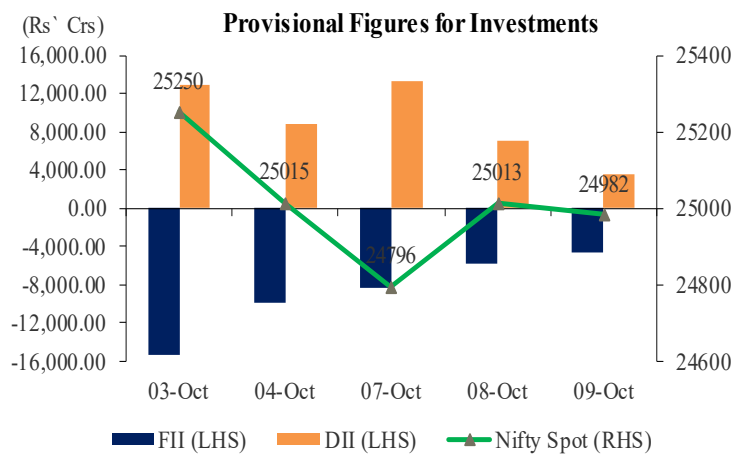
Asian Indices

Live Markets	As on 08.00 hours IST			
	Shanghai	Nikkei	Gift Nifty	Hang Seng
Current Quote	3,260.32	39,395.05	25,190.00	21,209.54
% Change	0.04%	0.30%	0.44%	2.77%

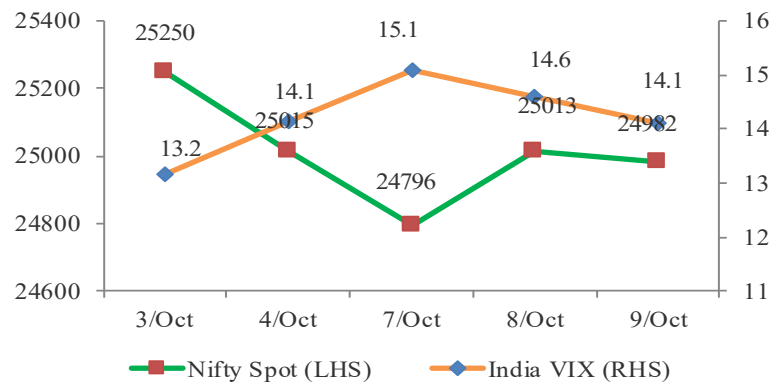
Sectoral Indices

Index	Last Close	% Change	P/E	Dividend Yield (%)
Sensex	81,467	-0.2	23.98	1.11
Nifty	24,982	-0.1	23.48	1.20
Nifty Midcap 50	16,549	0.9	49.94	0.69
Nifty Auto	26,450	0.8	25.91	0.83
Nifty Bank	51,007	0.0	14.29	0.98
Nifty Energy	41,378	-0.8	15.06	2.25
Nifty Fin. Services	23,546	0.4	16.79	0.92
Nifty FMCG	62,334	-1.6	49.80	1.68
Nifty IT	42,623	0.6	34.95	1.84
Nifty Metal	9,801	0.1	32.22	2.16
Nifty PSU Bank	6,623	0.7	8.04	2.25
Nifty Realty	1,052	2.2	54.65	0.36
Nifty Pharma	23,784	2.0	39.63	0.56

NIFTY Vs. Institutional Activity



NIFTY vs India VIX



NSE Volume Movement

Particulars	8-Oct-24	9-Oct-24	% Change
Traded Value (Rs. In Crores)	113420	107912	-4.86%
Traded Quantity (in Lakhs)	41114	39727	-3.37%
Number of Trades	40062709	36513942	-8.86%
Total Market Cap. (Rs. In Crores)	45585915	45845163	0.57%



Business News

The company **Adani Enterprises** has launched a qualified institutional placement (QIP) offer at a floor price of Rs 3,117 per share. The company aims to raise up to Rs 16,600 crore to fund various projects, including airport expansions. Book-running lead managers for the issue include SBI Capital Markets, Jefferies India, and ICICI Securities.

Rain Carbon Inc a wholly owned subsidiary of the company **Rain Industries**, has signed an agreement with Northern Graphite Corporation to jointly develop and commercialize advanced battery anode material (BAM) used in lithium-ion batteries for electric vehicles.

The company **GR Infraprojects** has received a Letter of Acceptance for a project worth Rs 903.53 crore from the Maharashtra Metro Rail Corporation (Nagpur Metro Rail Project). The project involves the design and construction of an elevated metro viaduct.

The company **PNC Infratech** has emerged as the lowest bidder in an EPC project worth Rs 2,090.6 crore from the City & Industrial Development Corporation of Maharashtra (CIDCO). The project involves infrastructure development of 20-meter-wide roads, construction of various major and minor structures.

The company **JSW Infrastructure** has received a Letter of Intent from the Maharashtra Maritime Board to develop a multipurpose port in Palghar district. The project, costing approximately Rs 4,259 crore, is expected to create 1,500 jobs and aligns with JSW's growth plan to increase capacity significantly by FY30.

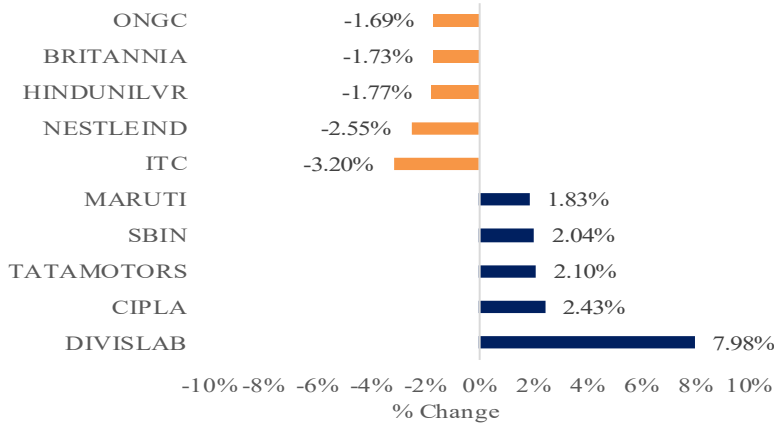
Economic Update (India & Global)

RBI keeps repo rate unchanged at 6.5 percent, changes stance to 'neutral':

The Reserve Bank of India (RBI) kept its benchmark policy repo rate at 6.5 percent for the tenth consecutive meeting in October 2024, aligning with market expectations but tweaked its policy stance to neutral, opening the door for rate cuts amid early signs of a growth slowdown in the economy. This decision came after annual inflation slightly accelerated to 3.65 percent in August 2024, driven by rising food prices, though it remained below the RBI's target of 4 percent in five years. Additionally, the central bank maintained its economic growth forecast for the fiscal year 2024-25 at 7.2 percent with estimates of 7.0 percent for Q2, 7.4 percent for Q3, 7.4 percent for Q4, and 7.3 percent for Q1 of FY 2025-26.



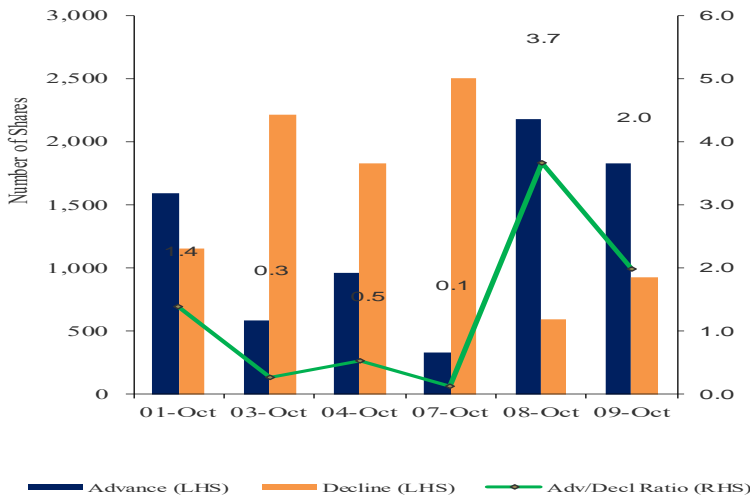
Top Gainers/Losers



Global Indices

Index	Last Close	Change in %
DJIA	42,512	1.03%
S&P 500	5,792	0.71%
NASDAQ	18,292	0.60%
FTSE100	8,244	0.65%
CAC	7,560	0.52%
DAX	19,255	0.99%
KOSPI	2,607	0.49%

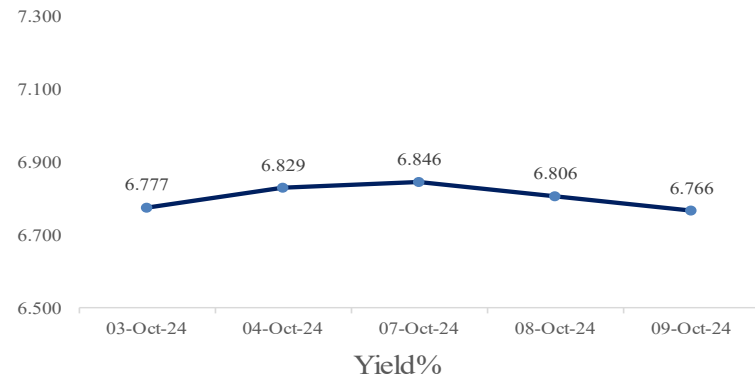
Advance – Decline



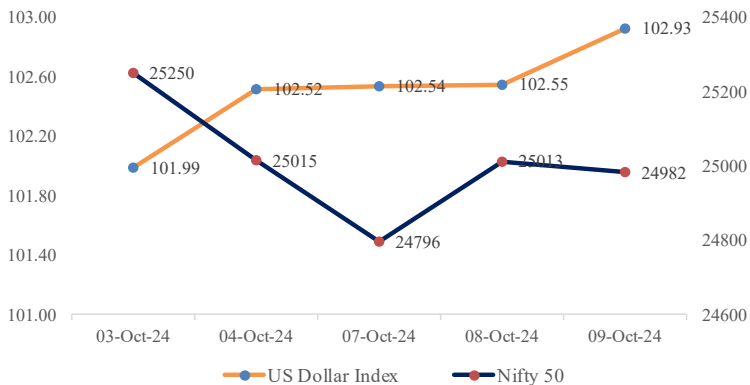
Indian ADR

	(Converted to INR)		Prem / (Disc) in (%)
	Close	NSE Close	1 Day
Infosys	23.27	1952.75	0.002
Icici Bank	29.35	1244.15	0.006
Dreddy	78.76	6664.85	0.001
Hdfc Bank	59.97	1633.15	-0.011
Wipro	6.42	531.15	0.008

10 Years GOI Bond Yield (%)



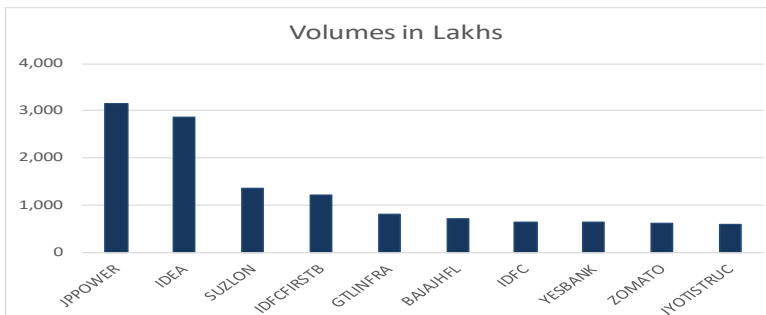
NIFTY vs Dollar Index



Commodities

	Last Close	% Change	YoY (%)
Energy			
Crude Oil ((USD/Bbl)	73.732	0.67%	-0.09
Brent (USD/Bbl)	77.111	0.69%	-0.09
Natural Gas (USD/MMBtu)	2.646	-0.53%	-0.28
Metals			
Gold (USD/t.oz)	2,612.73	0.17%	0.39
Silver (USD/t.oz)	30.590	0.30%	0.39
Copper(USD/Lbs)	4.389	0.79%	0.22

Volume Shocker



Currency Pair

	Last Close	Change in %
USD/INR	84.037	0.00
GBP/INR	109.942	-0.09
EUR/INR	92.182	-0.22
JPY/INR	0.5668	-0.37



Market View from the Technical & Derivatives Research Desk

Nifty



NSE Nifty50 reduced their early gains and retreated to settle in negative zone on Wednesday and closed below its key level of 25000 with formation of shooting star on daily chart suggesting negative bias. The index has resistance at 25065-240/25480-570/25880 levels, while on the lower side, the support will be at 24940-830/24750-520 levels. Breakdown of 24520 would invite further selling pressure and then we could see NIFTY testing at 24350/24290 levels. Keep an eye on global markets, ongoing geopolitical tensions FPI inflows, Crude oil price movements, which will weigh on domestic market sentiments.

Bank Nifty



The Bank Nifty observed profit booking from the day's high (51707) after RBI policy outcome and failed to hold above the previous day's high due to lack of buying interest at higher levels. Technically the index formed shooting star kind of candle on daily chart negative bias and break out of 51700-800 levels would invite short covering. On the higher side the resistance will be at 51170-270/51700-990/52270 levels. However, on the downside the support will be at 50730/50450-190/49930 levels. Breakdown of 49930 would invite further selling pressure and then we could see the index testing at 49800/49650/49400 levels. keep an eye on ongoing geopolitical tensions which will weigh on domestic market sentiments.

Intraday Stock Picks

Symbol	Buy/Sell	Target	Stoploss
NHPC	Buy above 92.50	95.50	91
PNB	Buy above 104.50	109	103
RECLTD Future	Buy above 534	548	527

Bulk Deals

Company	Acquirer	Qty	Price	Seller	Qty	Price
LAXMIPATI	NNM SECURITIES PVT LTD	42,000	109.08	SHWETA SAURABH BANSAL	42,000	109.08
JYOTISTRUC	SETU SECURITIES PVT. LTD.	56,38,943	32.15	AION JYOTI LLC	91,87,500	32.15
MCCHRLS-B	RBS CONTRACTS PRIVATE LIMITED	1,58,657	572.70	CHATRABHUJ BASSARMAL PARDHANANI	4,82,938	572.70



Trade ideas - Pivot Point Indicators

Scrip Name	Close	R2	R1	PP	S1	S2	Scrip Name	Close	R2	R1	PP	S1	S2
ACC	2338	2457	2403	2359	2315	2261	CIPLA	1683	1771	1716	1672	1628	1573
AUBANK	707	754	732	714	696	675	COALINDIA	488	504	496	490	483	475
ADANIPOINTS	1411	1456	1434	1416	1398	1376	COLPAL	3714	3831	3775	3730	3686	3630
ADANIPOWER	635	663	649	638	628	614	CONCOR	896	921	908	897	886	873
ABCAPITAL	226	232	228	225	223	219	COROMANDEL	1609	1711	1653	1606	1559	1502
ABFRL	341	360	349	340	331	319	CROMPTON	437	450	442	436	429	422
AJANTPHARM	3364	3481	3427	3383	3339	3284	CUMMINSIND	3773	3933	3842	3768	3694	3603
ALKEM	6290	6458	6377	6312	6247	6166	DLF	857	878	863	852	840	826
AMBUJACEM	609	627	618	611	603	594	DABUR	568	580	573	568	562	556
APOLLOHOSP	7023	7195	7093	7010	6927	6825	DALBHARAT	1844	1953	1901	1858	1816	1763
APOLLOTYRE	508	530	519	511	503	492	DIVISLAB	5988	6423	6126	5887	5647	5351
ASHOKLEY	222	233	226	220	215	208	DRREDDY	6660	6836	6754	6687	6621	6538
ASIANPAINT	3087	3205	3148	3102	3055	2998	EDELWEISS	119	127	123	119	116	111
AUROPHARMA	1506	1554	1526	1503	1481	1452	EICHERMOT	4717	4813	4753	4705	4657	4597
DMART	4650	4893	4735	4607	4479	4321	EMAMILTD	753	778	764	752	740	726
AXISBANK	1170	1213	1189	1170	1151	1127	ENDURANCE	2316	2443	2361	2295	2229	2147
BAJAJ-AUTO	11818	12128	11985	11869	11754	11611	ENGINERSIN	202	211	207	203	200	195
BAJFINANCE	7308	7619	7450	7314	7177	7009	ESCORTS	4050	4246	4116	4010	3905	3775
BAJAJFINSV	1868	1925	1890	1862	1833	1798	EXIDEIND	521	553	531	513	495	472
BAJAJHLDNG	10464	10838	10627	10457	10286	10075	FEDERALBNK	185	192	189	186	184	180
BALKRISIND	3040	3153	3080	3022	2963	2891	FORTIS	605	620	612	605	599	590
BANDHANBNK	189	194	192	189	187	184	IRFC	153	158	156	154	152	150
BANKBARODA	247	256	251	247	243	239	FSL	313	330	322	316	310	303
BANKINDIA	106	110	108	106	104	102	GAIL	222	230	227	224	221	218
BATAINDIA	1404	1429	1412	1398	1384	1367	GMRINFRA	88	92	90	88	86	84
BERGEPAIN	577	596	586	578	570	560	GICRE	389	411	395	383	371	356
BEL	283	294	288	283	278	271	GLENMARK	1793	1864	1813	1772	1730	1679
BHARATFORG	1506	1556	1527	1503	1479	1450	GODREJAGRO	749	770	758	749	739	727
BHEL	265	275	270	266	261	256	GODREJCP	1340	1397	1361	1331	1302	1265
BPCL	339	359	350	342	335	325	GODREJIND	1127	1177	1147	1123	1099	1069
BHARTIARTL	1685	1744	1711	1684	1657	1623	GODREJPROP	2992	3106	3032	2973	2914	2840
INSECTICID	808	887	850	820	789	752	GRAPHITE	576	614	591	573	554	531
BIOCON	347	361	354	348	342	335	GRASIM	2716	2787	2754	2727	2699	2666
BBTC	2671	2771	2716	2672	2627	2572	GSPL	410	419	414	411	407	403
BOSCHLTD	38582	40205	39269	38511	37753	36817	HEG	2467	2616	2541	2480	2420	2345
BRITANNIA	6120	6284	6196	6125	6054	5966	HCLTECH	1812	1857	1831	1809	1788	1761
CESC	188	196	192	189	186	182	HDFCAMC	4379	4543	4428	4336	4243	4129
CAMS	4414	4505	4451	4408	4365	4311	HDFCBANK	1638	1680	1658	1641	1624	1602
CANBK	104	109	106	105	103	101	HDFCLIFE	719	746	729	716	703	686
CASTROLIND	230	237	233	229	226	222	HAVELLS	1939	2015	1975	1944	1912	1872
CHOLAFIN	1564	1631	1593	1563	1533	1495	HEROMOTOCO	5554	5637	5593	5557	5521	5477
CUB	154	163	159	156	153	149	HEG	2467	2616	2541	2480	2420	2345

PP – Pivot Point, R1 – Resistance1, S1 – Support, R2 – Resistance2, S2 – Support2: How to trade Pivot points: If the stock opens above PP then go Long and Keep S1 as the stop loss for a possible target of R1/R2. If the stock opens below PP then go short and Keep R1 as the stop loss for a possible target of S1/S2.



Scrip Name	Close	R2	R1	PP	S1	S2	Scrip Name	Close	R2	R1	PP	S1	S2
HINDUNILVR	2778	2878	2828	2788	2748	2698	NBCC	116	119	117	116	115	113
HINDZINC	504	523	515	508	501	492	NHPC	92	95	94	92	91	89
HUDCO	226	238	233	228	224	218	NMDC	224	242	231	222	213	203
ICICIBANK	1247	1293	1268	1248	1228	1203	NTPC	420	431	425	421	416	410
ICICIGI	2087	2159	2122	2092	2062	2025	NATIONALUM	213	228	219	211	204	194
ICICIPRULI	755	787	768	753	738	720	NESTLEIND	2519	2676	2591	2523	2454	2369
IDBI	83	85	84	83	83	81	NAM-INDIA	646	671	659	648	638	625
IDFCFIRSTB	72	75	74	73	71	70	OBEROIRLTY	1836	1933	1867	1815	1762	1697
ITC	493	524	510	498	486	471	ONGC	289	296	292	289	286	282
INDHOTEL	694	727	710	696	682	664	OIL	573	596	581	569	558	543
INFIBEAM	29	31	30	29	28	28	OFSS	11636	12233	11856	11551	11246	10869
INDIANB	529	547	537	528	520	509	PIIND	4594	4684	4631	4587	4544	4491
INDHOTEL	694	727	710	696	682	664	PNBHOUSING	946	1015	983	957	930	898
IOC	165	173	169	166	163	160	PAGEIND	43720	46028	44569	43390	42210	40751
IGL	534	555	544	536	527	517	PETRONET	353	362	357	353	349	344
INDUSINDBK	1346	1401	1373	1351	1329	1301	PFIZER	5700	5877	5786	5711	5637	5545
NAUKRI	8424	8636	8505	8399	8292	8161	PIDILITIND	3175	3291	3238	3195	3152	3099
INFY	1959	2004	1980	1960	1941	1916	PEL	1035	1082	1055	1033	1011	983
INDIGO	4700	4916	4802	4710	4618	4504	PFC	471	486	478	472	466	458
IPCALAB	1615	1699	1639	1591	1543	1483	POWERGRID	331	338	333	329	325	321
JSWENERGY	728	757	740	725	711	694	PRESTIGE	1853	1946	1888	1841	1794	1736
JSWSTEEL	994	1033	1013	997	980	960	PGHH	16845	17152	16955	16796	16636	16440
JINDALSTEL	999	1052	1019	991	964	930	PNB	104	108	106	104	102	100
JUBLFOOD	630	647	636	627	618	607	QUESS	750	786	769	754	740	723
JKCEMENT	4340	4585	4469	4374	4279	4163	RBLBANK	196	203	200	197	194	190
KOTAKBANK	1805	1847	1824	1805	1786	1763	RECLTD	532	544	537	532	526	519
LT	3492	3616	3558	3510	3463	3404	RAJESHXPO	279	285	281	278	274	270
LTTS	5225	5325	5258	5205	5151	5085	RELIANCE	2748	2844	2800	2765	2730	2686
LICHSGFIN	618	639	629	621	612	602	SBILIFE	1740	1780	1760	1744	1728	1708
LTIM	6459	6605	6512	6437	6362	6269	SRF	2328	2385	2358	2336	2314	2287
LUPIN	2282	2373	2314	2267	2220	2162	SHREECEM	24951	26131	25577	25129	24682	24128
MRF	132700	135174	133998	133047	132096	130920	SHRIRAMFIN	3375	3592	3485	3398	3312	3205
MGL	1819	1890	1858	1832	1806	1774	SIEMENS	7702	8126	7837	7603	7370	7081
M&MFIN	286	306	297	289	282	273	SBIN	796	825	808	794	780	763
M&M	3155	3250	3205	3168	3131	3086	SAIL	130	136	133	131	129	126
MANAPPURAM	191	201	194	189	184	177	SJVN	121	126	124	122	120	117
MRPL	177	182	180	177	175	173	SUNPHARMA	1935	1998	1958	1925	1893	1853
MARICO	696	712	704	697	690	682	SUNTV	811	830	817	807	796	783
MARUTI	12741	13138	12902	12711	12519	12283	SYNGENE	890	909	897	887	878	866
MFSL	1192	1247	1209	1179	1148	1110	TVSMOTOR	2782	2885	2821	2769	2717	2654
LICI	971	989	979	971	963	952	TCS	4259	4334	4297	4267	4237	4200
MOTHERSON	206	213	209	206	203	200	TATACOMM	1948	2063	2011	1969	1927	1875
MPHASIS	2902	3013	2959	2915	2871	2817	TATASTEEL	158	165	162	160	157	154
NATCOPHARM	1472	1537	1496	1463	1430	1389	TATAMOTORS	939	969	952	938	923	906

PP – Pivot Point, R1 – Resistance1, S1 – Support, R2 – Resistance2, S2 – Support2: How to trade Pivot points: If the stock opens above PP then go Long and Keep S1 as the stop loss for a possible target of R1/R2. If the stock opens below PP then go short and Keep R1 as the stop loss for a possible target of S1/S2.



Scrip Name	Close	R2	R1	PP	S1	S2	Scrip Name	Close	R2	R1	PP	S1	S2
TATAPOWER	463	486	473	462	451	437	VGUARD	440	452	446	441	436	430
TATASTEEL	158	165	162	160	157	154	VARROC	584	614	597	583	569	551
TECHM	1658	1705	1677	1653	1630	1601	VBL	592	619	606	596	585	572
NIACL	214	227	220	214	209	202	VEDL	496	514	504	496	488	477
RAMCOCEM	857	879	866	855	844	830	IDEA	9	10	10	9	9	9
TITAN	3500	3615	3560	3515	3470	3415	VOLTAS	1790	1842	1816	1795	1774	1748
UPL	577	592	585	579	573	566	WHIRLPOOL	2365	2426	2396	2371	2347	2317
ULTRACEMCO	11391	11658	11522	11412	11302	11166	WIPRO	533	547	540	533	527	519
UNIONBANK	115	120	118	116	114	111	YESBANK	22	22	22	22	21	21
FLUOROCHEM	4395	4731	4508	4328	4147	3924	ZEEL	129	136	132	129	126	123
UBL	2104	2179	2143	2113	2083	2046	ZYDUSLIFE	1068	1091	1076	1064	1052	1037
Index Name	Close	R2	R1	PP	S1	S2	Index Name	Close	R2	R1	PP	S1	S2
NIFTY 50	24982	25450	25232	25055	24878	24659	NIFTY FMCG	62334	64515	63501	62681	61861	60847
NIFTY MIDCAP 50	16549	16803	16674	16569	16464	16335	NIFTY IT	42623	43264	42941	42681	42420	42097
NIFTY AUTO	26450	27021	26714	26465	26216	25909	NIFTY METAL	9801	10076	9931	9813	9696	9551
NIFTY BANK	51007	52316	51702	51206	50709	50096	NIFTY PHARMA	23784	24489	24036	23669	23302	22848
NIFTY ENERGY	41378	42404	41933	41552	41172	40701	NIFTY PSU BANK	6623	6811	6714	6635	6556	6459
NIFTY FINANCIAL SE	23546	24106	23833	23613	23392	23120	NIFTY REALTY	1052	1087	1065	1046	1028	1005

PP – Pivot Point, R1 – Resistance1, S1 – Support, R2 – Resistance2, S2 – Support2: How to trade Pivot points: If the stock opens above PP then go Long and Keep S1 as the stop loss for a possible target of R1/R2. If the stock opens below PP then go short and Keep R1 as the stop loss for a possible target of S1/S2.

**Research Desk**

S. Devarajan	Head Technical & Derivatives Research	devarajan.s@way2wealth.com
Jebaris Nadar	Research Associate	jebarisn@way2wealth.com

Disclaimer

Analyst Certification: I, Devarajan Sadasivam, research analyst and author of this report, hereby certify that the views expressed in this research report accurately reflect our personal views about the subject securities, issuers, products, sectors or industries. It is also certified that no part of the compensation of the analyst(s) was, is, or will be directly or indirectly related to the inclusion of specific recommendations or views in this research. The analyst(s), principally responsible for the preparation of this research report, receives compensation based on overall revenues of the company (Way2Wealth Brokers Private Limited, hereinafter referred to as Way2Wealth) and has taken reasonable care to achieve and maintain independence and objectivity in making any recommendations.

It is confirmed that the author of this report has not received any compensation from the companies mentioned in the report in the preceding 12 months. Our research professionals are paid in part based on the profitability of Way2Wealth, which include earnings from other business. Neither Way2Wealth nor its directors, employees, agents or representatives shall be liable for any damages whether direct or indirect, incidental, special or consequential including lost revenue or lost profits that may arise from or in connection with the use of the information contained in this report.

This report is for the personal information of the authorized recipient and does not construe to be any investment, legal or taxation advice to you. Way2Wealth is not soliciting any action based upon it. Nothing in this research shall be construed as a solicitation to buy or sell any security or product, or to engage in or refrain from engaging in any such transaction. The contents of this material are general and are neither comprehensive nor appropriate for every individual and are solely for the informational purposes of the readers. This material does not take into account the specific objectives, financial situation or needs of an individual/s or a Corporate/s or any entity/s.

This research has been prepared for the general use of the clients of the Way2Wealth and must not be copied, either in whole or in part, or distributed or redistributed to any other person in any form. If you are not the intended recipient you must not use or disclose the information in this research in any way. Though disseminated to all the customers simultaneously, not all customers may receive this report at the same time. Way2Wealth will not treat recipients as customers by virtue of their receiving this report. The distribution of this document in other jurisdictions may be restricted by the law applicable in the relevant jurisdictions and persons into whose possession this document comes should inform themselves about, and observe any such restrictions.

The report is based upon information obtained from sources believed to be reliable, but we do not make any representation or warranty that it is accurate, complete or up to date and it should not be relied upon as such. Way2Wealth or any of its affiliates or employees makes no warranties, either express or implied of any kind regarding any matter pertaining to this report, including, but not limited to warranties of suitability, fitness for a particular purpose, accuracy, timeliness, completeness or non-infringement. We accept no obligation to correct or update the information or opinions in it. Way2Wealth or any of its affiliates or employees shall not be in any way responsible for any loss or damage that may arise to any person from any inadvertent error in the information contained in this report. The recipients of this report should rely on their own investigations. In no event shall Way2Wealth be liable for any damages of any kind, including, but not limited to, indirect, special, incidental, consequential, punitive, lost profits, or lost opportunity, whether or not Way2Wealth has advised of the possibility of such damages.

This material contains statements that are forward-looking; such statements are based upon the current beliefs and expectations and are subject to significant risks and uncertainties. Actual results may differ from those set forth in the forward-looking statements. These uncertainties include but are not limited to: the risk of adverse movements or volatility in the securities markets or in interest or foreign exchange rates or indices; adverse impact from an economic slowdown; downturn in domestic or foreign securities and trading conditions or markets; increased competition; unfavourable political and diplomatic developments; change in the governmental or regulatory policies; failure of a corporate event and such others. This is not an offer to buy or sell or a solicitation of an offer to buy or sell any security or instrument or to participate in any particular trading strategy. No part of this material may be copied or duplicated in any form by any means or redistributed without the written consent of Way2Wealth. In no event shall any reader publish, retransmit, redistribute or otherwise reproduce any information provided by Way2Wealth in any format to anyone. Way2Wealth and its affiliates, officers, directors and employees including persons involved in the preparation or issuance of this report may from time to time have interest in securities / positions, financial or otherwise in the securities related to the information contained in this report.

Investment in securities market are subject to market risks. Read all the related documents carefully before investing.

Registration granted by SEBI, membership of BASL (in case of IAs) and certification from NISM in no way guarantee performance of the intermediary or provide any assurance of returns to investors.

Way2Wealth Brokers Pvt. Ltd. (CIN U67120KA2000PTC027628) SEBI Rgn. No. : INH200008705.

Registered Office:Rukmini Towers, 3rd& 4thFloor, # 3/1, Platform Road, Sheshadripuram, Bangalore - 560 020,

Website: www.way2wealth.com Email: research@way2wealth.com

Way2wealthResearch is also available on Bloomberg WTWL<GO>