



## Market Overview

Indian benchmark indices Sensex and Nifty 50 ended in green on Tuesday led by the anticipation of a rate cut cycle by the US Federal Reserve later this week and persistent foreign fund inflows. The heavyweight index NSE Nifty 50 climbed 34.80 points to settle at 25,418.55 points while BSE Sensex surged 90.88 points to close at a new record of 83,079.66. Realty and Consumer Durable stocks outperformed the sectoral indices while Media stocks experienced selling pressure in yesterday's trading session. Among individual stocks, Hero MotoCorp and Bajaj Auto were the top performers, rising 3.14% and 2.24%, respectively. In contrast, Tata Motors was the biggest laggard, falling 1.36%. The overall market breadth displayed a negative shift with 2315 declining and 1652 advancing. On the institutional participation front, Foreign Institutional Investors (FIIs) and Domestic Institutional Investors (DIIs) both adopted a bullish stance, with FIIs purchasing shares worth Rs 482.69 crore and DIIs buying shares worth Rs 874.15 crore.

## Key Economic Events for the Week

Date	Country	Economic event
16-09-2024	IN	Balance of Trade
17-09-2024	IN	WPI Inflation YoY
17-09-2024	US	Retail Sales MoM
18-09-2024	US	Change in Crude Oil Inventories
18-09-2024	JP	Balance of Trade
18-09-2024	GB	Inflation Rate MoM & YoY
18-09-2024	US	Building Permits Prel
18-09-2024	US	Fed Interest Rate Decision
18-09-2024	US	FOMC Economic Projections
19-09-2024	GB	BoE Interest Rate Decision
19-09-2024	US	Initial Jobless Claims
20-09-2024	JP	Inflation Rate YoY
20-09-2024	JP	BoJ Interest Rate Decision
20-09-2024	GB	Retail Sales MoM & YoY

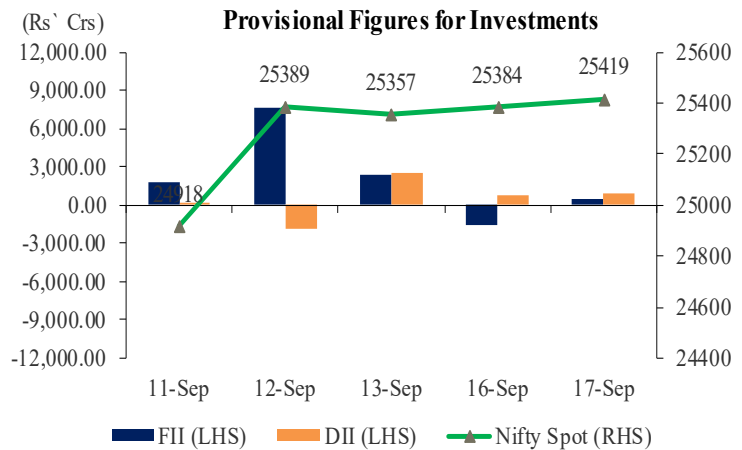
## Asian Indices

Live Markets	As on 08.00 hours IST			
	Shanghai	Nikkei	Gift Nifty	Hang Seng
Current Quote	2,703.85	36,461.44	25,469.00	17,660.02
% Change	-0.01%	0.71%	0.18%	0.00%

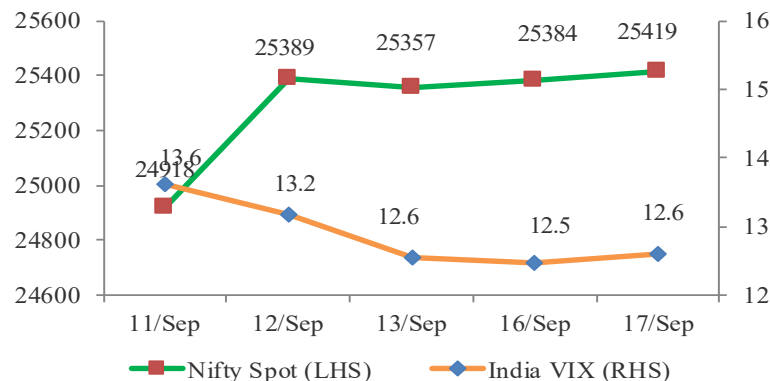
## Sectoral Indices

Index	Last Close	% Change	P/E	Dividend Yield (%)
Sensex	83,080	0.1	24.34	1.10
Nifty	25,419	0.1	23.64	1.20
Nifty Midcap 50	16,881	-0.1	48.57	0.70
Nifty Auto	25,896	0.3	25.46	0.84
Nifty Bank	52,189	0.1	15.15	0.90
Nifty Energy	42,649	0.2	15.75	2.28
Nifty Fin. Services	23,992	0.0	17.09	0.90
Nifty FMCG	64,686	0.1	50.82	1.65
Nifty IT	43,415	0.1	35.48	1.79
Nifty Metal	9,388	-0.4	31.08	2.15
Nifty PSU Bank	6,675	-0.6	8.15	2.21
Nifty Realty	1,066	0.6	57.97	0.35
Nifty Pharma	23,384	-0.3	38.91	0.58

## NIFTY Vs. Institutional Activity



## NIFTY vs India VIX



## NSE Volume Movement

Particulars	16-Sep-24	17-Sep-24	% Change
Traded Value (Rs. In Crores)	107497	107675	0.17%
Traded Quantity (in Lakhs)	41462	35649	-14.02%
Number of Trades	39147489	37719665	-3.65%
Total Market Cap. (Rs. In Crores)	46654077	46638054	-0.03%



## Business News

The Tata Group firm, **Indian Hotels Company** has signed a resort at Barnala in Punjab under the Gateway brand. Spread across 9 acres, Gateway Barnala will have 100 villas and rooms along with an all-day diner, a specialty restaurant, 7,000 sq ft banquet hall coupled with meeting rooms, among other facilities, the company said in a statement.

The company **Hindalco Industries** is planning to enter the solar module manufacturing sector with a new plant in Mundra, Gujarat. The company, a leading aluminium producer, is evaluating a five-year plan for this venture. The plant would mark Hindalco's first move into green energy components manufacturing.

The company **Torrent Power** has received a Letter of Intent from Maharashtra State Electricity Distribution Co. for the procurement of 1,500 MW of energy storage capacity from a pumped hydro storage project for 40 years.

## Economic Update (India & Global)

### India's WPI inflation drops to 4-month low of 1.31% in Aug on lower prices

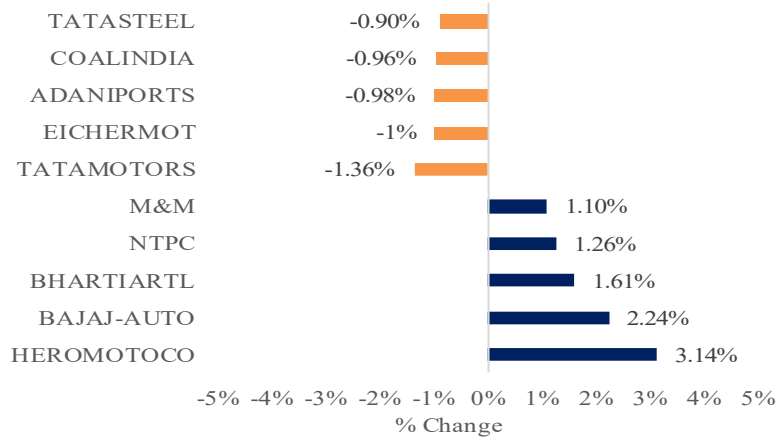
According to data released by the Ministry of Commerce and Industry, India's wholesale price index (WPI)-based inflation fell to a four-month low of 1.31 percent on an annual basis in August from 2.04 percent in July due to a reduction in the prices of manufactured products and food items. It marked the 10th consecutive period of wholesale inflation but the softest pace since April, with manufacturing and food prices rising the least in three and ten months each, while fuel prices fell for the first time in five months. Food prices inflation stood at 3.11 percent in August as compared to 3.45 percent in July. The prices of other major sub-indices like manufactured products also witnessed a deceleration. Meanwhile, the prices of fuel and power contracted during the month.

The company **REC** has signed a non-binding financial commitment to expand its renewables loan portfolio to over Rs 3 lakh crore by 2030. This move aims to increase the share of renewables in its overall loan book from the current 8 percent to 30 percent by the end of the decade. By 2030, the company's total loan book is expected to reach Rs 10 lakh crore.

The pharma company **Zydus Lifesciences** is about to acquire the 'Target Business' of Sterling Biotech, which focuses on the manufacturing of fermentation-based active pharmaceutical ingredients, along with a production facility in Masa, Gujarat, for a pre-agreed amount of Rs 84 crore.



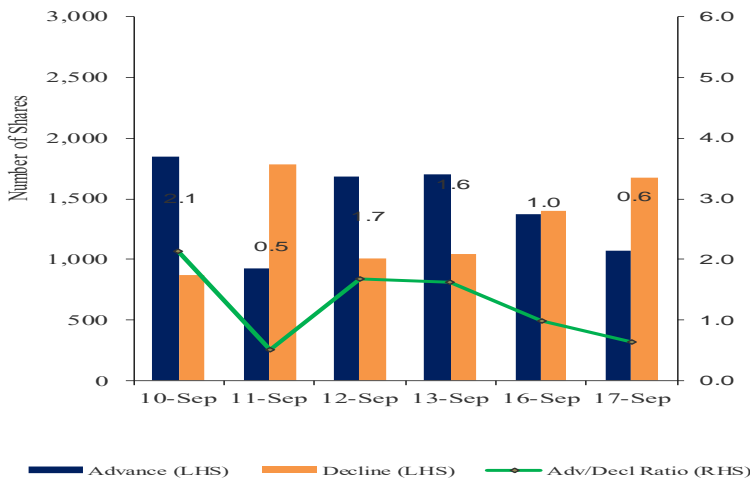
## Top Gainers/Losers



## Global Indices

Index	Last Close	Change in %
DJIA	41,606	-0.04%
S&P 500	5,635	0.03%
NASDAQ	17,628	0.20%
FTSE100	8,310	0.38%
CAC	7,487	0.51%
DAX	18,726	0.50%
KOSPI	2,575	0.13%

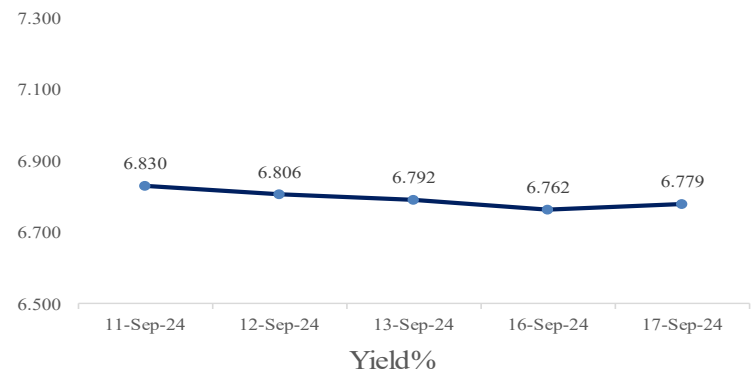
## Advance – Decline



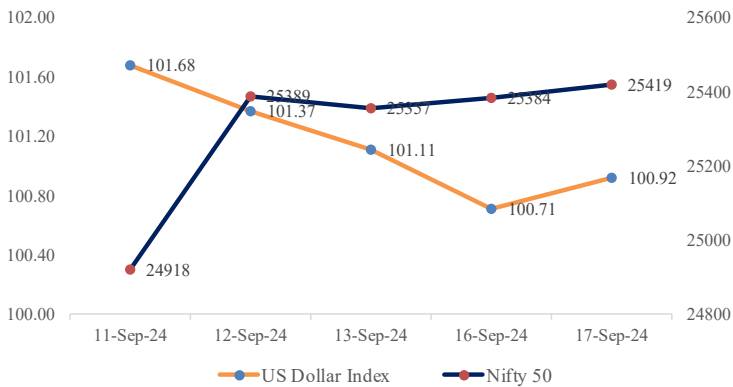
## Indian ADR

(Converted to INR)	Prem / (Disc) in (%)		
	Close	NSE Close	1 Day
Infosys	22.97	1952.55	0.001
Icici Bank	29.94	1268.10	0.004
Dreddy	79.53	6631.65	-0.002
Hdfc Bank	62.99	1668.80	-0.001
Wipro	6.50	551.90	0.000

## 10 Years GOI Bond Yield (%)



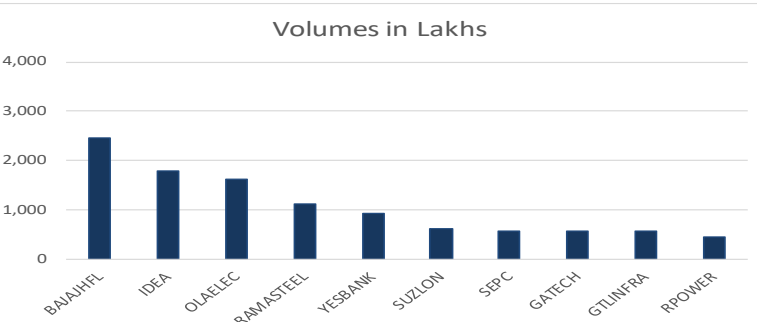
## NIFTY vs Dollar Index



## Commodities

	Last Close	% Change	YoY (%)
<b>Energy</b>			
Crude Oil ((USD/Bbl)	70.843	-0.49%	-0.21
Brent (USD/Bbl)	73.307	-0.53%	-0.20
Natural Gas (USD/MMBtu)	2.313	-0.46%	-0.32
<b>Metals</b>			
Gold (USD/t.oz)	2,573.82	-0.01%	0.33
Silver (USD/t.oz)	30.480	-0.81%	0.31
Copper(USD/Lbs)	4.186	-0.65%	0.12

## Volume Shocker



## Currency Pair

	Last Close	Change in %
USD/INR	83.950	-0.07
GBP/INR	110.242	0.59
EUR/INR	93.080	0.48
JPY/INR	0.5954	1.22





## Market View from the Technical & Derivatives Research Desk

### Nifty



On Tuesday, Indian markets opened on a steady note and the NIFTY50 index traded in a tight range at higher levels. India VIX has increased by 1.04 per cent and is trading at 12.59, indicating a rise in market volatility. Technically, the index closed with doji candle on daily chart suggesting sideways trend with upside momentum may continue and it can move towards 25500-600/25800-26000 levels. The support will be at 25170/25080 levels. Technically the overall trend for NIFTY is likely to remain uptrend and keep an eye on Fed meeting which will weigh on domestic market sentiments.

### Bank Nifty



Technically the BANKNIFTY observed rangebound trade and closed above its key level of 52000 with formation of small negative candle on daily chart suggesting consolidation may continue. On the higher side the immediate resistance will be at 52340/52550-780 levels. However, on the downside the support will be at 51920/51685-430/250 levels. Breakdown oof 51250 would invite further selling pressure and then we could see the index testing at 50950 levels. Traders are advised to trade with strict stoploss due to high amount of volatility in global markets.

### Intraday Stock Picks

Symbol	Buy/Sell	Target	Stoploss
JUBLFOOD	Buy above 675	698	667
UNIONBANK	Buy above 124.50	129	121
MFSL Future	Buy above 1150	1180	1140

### Bulk Deals

Company	Acquirer	Qty	Price	Seller	Qty	Price
KEMP	SAFARI COMMERCIAL LLP	13,000	1160.00	VANDANA RAMESH SITLANI	13,000	1160.00
NYSSACORP	KIRANSINGH	2,99,500	10.00	SEIFER RICHARD MASCARENHAS	3,50,000	10.00
BAZELINTER	RUCHI SINGLA	10,000	97.90	VISAGAR FINANCIAL SERVICES LIMITED	11,000	97.90



## Trade ideas - Pivot Point Indicators

Scrip Name	Close	R2	R1	PP	S1	S2	Scrip Name	Close	R2	R1	PP	S1	S2
ACC	2496	2542	2519	2500	2481	2457	CIPLA	1673	1707	1687	1671	1655	1635
AUBANK	718	731	724	719	713	706	COALINDIA	489	500	495	490	486	480
ADANIPORTS	1429	1466	1447	1431	1416	1397	COLPAL	3656	3785	3717	3662	3608	3540
ADANIPOWER	664	694	677	663	650	633	CONCOR	945	967	956	946	937	926
ABCAPITAL	225	232	228	225	222	219	COROMANDEL	1718	1775	1746	1722	1699	1670
ABFRL	328	337	333	329	326	321	CROMPTON	454	462	457	452	448	443
AJANTPHARM	3150	3283	3208	3147	3087	3012	CUMMINSIND	3842	3923	3868	3824	3781	3726
ALKEM	6236	6501	6367	6259	6151	6017	DLF	861	877	868	860	853	844
AMBUJACEM	623	633	628	624	620	614	DABUR	660	684	672	663	653	641
APOLLOHOSP	7015	7267	7150	7056	6962	6845	DALBHARAT	1824	1893	1861	1834	1808	1776
APOLLOTYRE	518	538	528	520	512	503	DIVISLAB	5443	5651	5556	5480	5403	5308
ASHOKLEY	241	251	245	241	237	232	DRREDDY	6640	6723	6675	6636	6597	6549
ASIANPAINT	3314	3388	3352	3322	3292	3255	EDELWEISS	131	147	138	131	123	114
AUROPHARMA	1550	1582	1568	1556	1544	1529	EICHERMOT	4850	4968	4906	4855	4804	4742
DMART	5202	5293	5252	5219	5185	5144	EMAMILTD	747	772	760	751	741	729
AXISBANK	1229	1250	1240	1232	1224	1214	ENDURANCE	2391	2509	2453	2407	2361	2305
BAJAJ-AUTO	11925	12303	12051	11847	11643	11391	ENGINERSIN	214	223	219	215	211	207
BAJFINANCE	7361	7601	7472	7367	7263	7134	ESCORTS	3870	4014	3938	3876	3815	3739
BAJAJFINSV	1847	1907	1878	1854	1831	1801	EXIDEIND	483	502	493	486	478	469
BAJAJHLDNG	10320	10615	10478	10367	10256	10118	FEDERALBNK	184	187	186	184	183	181
BALKRISIND	3075	3156	3105	3064	3023	2972	FORTIS	602	622	611	603	594	584
BANDHANBNK	207	213	210	208	206	203	IRFC	161	167	164	162	159	156
BANKBARODA	239	243	241	239	238	236	FSL	309	327	318	312	305	297
BANKINDIA	112	115	114	113	112	111	GAIL	220	225	222	220	217	215
BATAINDIA	1440	1456	1448	1441	1434	1426	GMRINFRA	96	100	98	96	95	93
BERGEPAIN	622	641	631	622	614	604	GICRE	394	400	397	394	391	387
BEL	284	296	291	286	282	277	GLENMARK	1717	1778	1748	1724	1700	1670
BHARATFORG	1594	1638	1614	1594	1574	1550	GODREJAGRO	843	891	856	829	801	766
BHEL	266	274	270	267	263	259	GODREJCP	1456	1507	1482	1462	1442	1417
BPCL	338	346	342	338	334	330	GODREJIND	1217	1254	1237	1224	1210	1193
BHARTIARTL	1663	1694	1673	1656	1639	1618	GODREJPROP	2856	2899	2872	2850	2829	2802
INSECTICID	912	960	937	918	899	876	GRAPHITE	539	552	544	538	532	524
BIOCON	375	411	395	382	368	352	GRASIM	2745	2816	2780	2751	2722	2685
BBTC	2738	2883	2798	2729	2660	2575	GSPL	406	432	419	408	397	384
BOSCHLTD	34636	35670	34994	34447	33900	33224	HEG	2096	2178	2140	2109	2078	2040
BRITANNIA	6112	6316	6212	6129	6045	5941	HCLTECH	1811	1844	1828	1815	1803	1787
CESC	192	201	197	193	190	186	HDFCAMC	4426	4501	4460	4427	4393	4352
CAMS	4527	4719	4612	4526	4439	4332	HDFCBANK	1668	1689	1679	1670	1662	1651
CANBK	106	108	107	106	105	104	HDFCLIFE	700	714	705	698	691	682
CASTROLIND	256	266	260	256	252	246	HAVELLS	2009	2048	2020	1997	1974	1946
CHOLAFIN	1573	1610	1589	1572	1555	1534	HEROMOTOCO	5967	6211	6042	5905	5768	5599
CUB	170	174	172	170	168	166	HEG	2096	2178	2140	2109	2078	2040

PP – Pivot Point, R1 – Resistance1, S1 – Support, R2 – Resistance2, S2 – Support2: How to trade Pivot points: If the stock opens above PP then go Long and Keep S1 as the stop loss for a possible target of R1/R2. If the stock opens below PP then go short and Keep R1 as the stop loss for a possible target of S1/S2.



Scrip Name	Close	R2	R1	PP	S1	S2	Scrip Name	Close	R2	R1	PP	S1	S2
HINDUNILVR	2875	2957	2916	2883	2850	2809	NBCC	178	186	181	177	173	168
HINDZINC	491	506	499	493	487	480	NHPC	95	97	96	96	95	94
HUDCO	245	260	253	247	241	233	NMDC	215	224	219	216	212	208
ICICIBANK	1266	1285	1274	1266	1257	1246	NTPC	416	425	419	415	410	404
ICICIGI	2103	2148	2120	2097	2075	2047	NATIONALUM	187	196	191	188	185	181
ICICIPRULI	753	764	756	750	743	736	NESTLEIND	2546	2621	2585	2557	2528	2492
IDBI	91	96	94	92	90	88	NAM-INDIA	657	683	671	661	651	639
IDFCFIRSTB	73	75	74	73	73	72	OBEROIRLTY	1815	1849	1829	1813	1797	1777
ITC	508	519	514	509	505	499	ONGC	295	301	297	294	292	288
INDHOTEL	690	705	697	690	684	676	OIL	613	655	632	613	594	571
INFIBEAM	28	29	28	28	27	26	OFSS	12265	12920	12615	12368	12121	11815
INDIANB	518	528	522	518	514	508	PIIND	4680	4815	4735	4670	4604	4524
INDHOTEL	690	705	697	690	684	676	PNBHOUSING	1052	1134	1087	1048	1010	963
IOC	171	173	172	171	170	168	PAGEIND	43307	44090	43636	43269	42901	42447
IGL	547	576	562	552	541	528	PETRONET	334	345	339	334	330	324
INDUSINDBK	1470	1501	1485	1472	1459	1443	PFIZER	5910	6114	6022	5948	5874	5783
NAUKRI	7805	8121	7968	7845	7721	7569	PIDILITIND	3277	3350	3313	3284	3254	3218
INFY	1950	1973	1960	1950	1940	1928	PEL	1093	1157	1126	1102	1077	1047
INDIGO	4934	5019	4974	4938	4901	4856	PFC	484	503	492	484	475	465
IPCALAB	1457	1481	1469	1459	1450	1438	POWERGRID	336	345	340	337	334	329
JSWENERGY	749	803	778	757	737	712	PRESTIGE	1908	2130	1999	1894	1788	1658
JSWSTEEL	963	984	974	966	958	948	PGHH	16630	16743	16666	16604	16541	16464
JINDALSTEL	1054	1110	1079	1053	1028	997	PNB	108	113	111	109	107	105
JUBLFOOD	674	699	685	673	661	647	QUESS	816	846	826	810	795	775
JKCEMENT	4796	4901	4843	4797	4751	4693	RBLBANK	216	220	218	216	214	211
KOTAKBANK	1845	1874	1857	1843	1829	1812	RECLTD	546	579	563	550	538	522
LT	3686	3746	3712	3684	3656	3621	RAJESHXPO	293	302	297	294	291	287
LTTS	5670	5844	5760	5692	5624	5540	RELIANCE	2945	2974	2958	2944	2931	2914
LICHSGFIN	677	698	686	677	668	657	SBILIFE	1823	1875	1847	1825	1803	1776
LTIM	6450	6617	6527	6454	6381	6291	SRF	2430	2513	2467	2431	2394	2348
LUPIN	2273	2318	2292	2270	2248	2222	SHREECEM	25418	25882	25670	25499	25327	25115
MRF	135249	138912	137222	135855	134489	132799	SHRIRAMFIN	3434	3518	3473	3436	3399	3354
MGL	1907	2020	1955	1903	1850	1785	SIEMENS	6762	6857	6794	6743	6692	6629
M&MFIN	328	339	334	330	325	320	SBIN	783	793	788	784	779	774
M&M	2782	2840	2803	2774	2744	2707	SAIL	132	135	133	132	130	128
MANAPPURAM	211	217	214	211	209	206	SJVN	130	135	132	130	129	126
MRPL	187	195	191	188	185	182	SUNPHARMA	1865	1879	1871	1865	1858	1850
MARICO	692	717	705	695	686	674	SUNTV	825	869	848	831	813	792
MARUTI	12251	12414	12312	12229	12147	12045	SYNGENE	914	971	944	921	899	871
MFSL	1150	1174	1158	1144	1131	1115	TVSMOTOR	2821	2910	2859	2818	2777	2726
LICI	1020	1037	1029	1023	1017	1010	TCS	4511	4601	4547	4504	4461	4408
MOTHERSON	196	204	199	194	189	184	TATACOMM	2028	2083	2052	2028	2003	1972
MPHASIS	3166	3259	3202	3156	3110	3053	TATASTEEL	153	156	154	153	152	150
NATCOPHARM	1560	1602	1583	1567	1552	1533	TATAMOTORS	975	1025	998	977	955	928

PP – Pivot Point, R1 – Resistance1, S1 – Support, R2 – Resistance2, S2 – Support2: How to trade Pivot points: If the stock opens above PP then go Long and Keep S1 as the stop loss for a possible target of R1/R2. If the stock opens below PP then go short and Keep R1 as the stop loss for a possible target of S1/S2.





Scrip Name	Close	R2	R1	PP	S1	S2	Scrip Name	Close	R2	R1	PP	S1	S2
TATAPOWER	445	461	452	445	438	429	VGUARD	467	482	473	465	458	448
TATASTEEL	153	156	154	153	152	150	VARROC	543	575	560	548	536	522
TECHM	1653	1698	1674	1655	1636	1613	VBL	648	689	662	639	617	589
NIACL	240	246	243	240	238	235	VEDL	450	460	455	450	446	440
RAMCOCEM	851	865	857	851	844	836	IDEA	13	13	13	13	13	13
TITAN	3765	3825	3787	3756	3726	3688	VOLTAS	1899	1946	1924	1907	1889	1867
UPL	610	621	616	612	608	603	WHIRLPOOL	2022	2101	2053	2015	1976	1929
ULTRACEMCO	11658	11849	11739	11650	11562	11452	WIPRO	551	562	556	551	546	540
UNIONBANK	124	127	125	123	122	120	YESBANK	23	24	24	24	23	23
FLUOROCHEM	4391	4639	4516	4417	4318	4195	ZEEL	133	138	136	134	132	130
UBL	2091	2166	2129	2100	2070	2033	ZYDUSLIFE	1109	1137	1124	1114	1103	1090
Index Name	Close	R2	R1	PP	S1	S2	Index Name	Close	R2	R1	PP	S1	S2
NIFTY 50	25419	25528	25459	25404	25349	25281	NIFTY FMCG	64686	65773	65231	64792	64353	63811
NIFTY MIDCAP 50	16881	17038	16946	16870	16795	16702	NIFTY IT	43415	44106	43715	43398	43082	42690
NIFTY AUTO	25896	26285	26024	25814	25603	25343	NIFTY METAL	9388	9538	9465	9407	9349	9277
NIFTY BANK	52189	52461	52309	52186	52063	51911	NIFTY PHARMA	23384	23608	23503	23419	23334	23229
NIFTY ENERGY	42649	43033	42785	42585	42384	42136	NIFTY PSU BANK	6675	6767	6724	6689	6655	6612
NIFTY FINANCIAL SE	23992	24146	24062	23994	23926	23842	NIFTY REALTY	1066	1090	1074	1062	1050	1035

PP – Pivot Point, R1 – Resistance1, S1 – Support, R2 – Resistance2, S2 – Support2: How to trade Pivot points: If the stock opens above PP then go Long and Keep S1 as the stop loss for a possible target of R1/R2. If the stock opens below PP then go short and Keep R1 as the stop loss for a possible target of S1/S2.

**Research Desk**

S. Devarajan	Head Technical & Derivatives Research	devarajan.s@way2wealth.com
Jebaris Nadar	Research Associate	jebarisn@way2wealth.com

**Disclaimer**

Analyst Certification: I, Devarajan Sadasivam, research analyst and author of this report, hereby certify that the views expressed in this research report accurately reflect our personal views about the subject securities, issuers, products, sectors or industries. It is also certified that no part of the compensation of the analyst(s) was, is, or will be directly or indirectly related to the inclusion of specific recommendations or views in this research. The analyst(s), principally responsible for the preparation of this research report, receives compensation based on overall revenues of the company (Way2Wealth Brokers Private Limited, hereinafter referred to as Way2Wealth) and has taken reasonable care to achieve and maintain independence and objectivity in making any recommendations.

It is confirmed that the author of this report has not received any compensation from the companies mentioned in the report in the preceding 12 months. Our research professionals are paid in part based on the profitability of Way2Wealth, which include earnings from other business. Neither Way2Wealth nor its directors, employees, agents or representatives shall be liable for any damages whether direct or indirect, incidental, special or consequential including lost revenue or lost profits that may arise from or in connection with the use of the information contained in this report.

This report is for the personal information of the authorized recipient and does not construe to be any investment, legal or taxation advice to you. Way2Wealth is not soliciting any action based upon it. Nothing in this research shall be construed as a solicitation to buy or sell any security or product, or to engage in or refrain from engaging in any such transaction. The contents of this material are general and are neither comprehensive nor appropriate for every individual and are solely for the informational purposes of the readers. This material does not take into account the specific objectives, financial situation or needs of an individual/s or a Corporate/s or any entity/s.

This research has been prepared for the general use of the clients of the Way2Wealth and must not be copied, either in whole or in part, or distributed or redistributed to any other person in any form. If you are not the intended recipient you must not use or disclose the information in this research in any way. Though disseminated to all the customers simultaneously, not all customers may receive this report at the same time. Way2Wealth will not treat recipients as customers by virtue of their receiving this report. The distribution of this document in other jurisdictions may be restricted by the law applicable in the relevant jurisdictions and persons into whose possession this document comes should inform themselves about, and observe any such restrictions.

The report is based upon information obtained from sources believed to be reliable, but we do not make any representation or warranty that it is accurate, complete or up to date and it should not be relied upon as such. Way2Wealth or any of its affiliates or employees makes no warranties, either express or implied of any kind regarding any matter pertaining to this report, including, but not limited to warranties of suitability, fitness for a particular purpose, accuracy, timeliness, completeness or non-infringement. We accept no obligation to correct or update the information or opinions in it. Way2Wealth or any of its affiliates or employees shall not be in any way responsible for any loss or damage that may arise to any person from any inadvertent error in the information contained in this report. The recipients of this report should rely on their own investigations. In no event shall Way2Wealth be liable for any damages of any kind, including, but not limited to, indirect, special, incidental, consequential, punitive, lost profits, or lost opportunity, whether or not Way2Wealth has advised of the possibility of such damages.

This material contains statements that are forward-looking; such statements are based upon the current beliefs and expectations and are subject to significant risks and uncertainties. Actual results may differ from those set forth in the forward-looking statements. These uncertainties include but are not limited to: the risk of adverse movements or volatility in the securities markets or in interest or foreign exchange rates or indices; adverse impact from an economic slowdown; downturn in domestic or foreign securities and trading conditions or markets; increased competition; unfavourable political and diplomatic developments; change in the governmental or regulatory policies; failure of a corporate event and such others. This is not an offer to buy or sell or a solicitation of an offer to buy or sell any security or instrument or to participate in any particular trading strategy. No part of this material may be copied or duplicated in any form by any means or redistributed without the written consent of Way2Wealth. In no event shall any reader publish, retransmit, redistribute or otherwise reproduce any information provided by Way2Wealth in any format to anyone. Way2Wealth and its affiliates, officers, directors and employees including persons involved in the preparation or issuance of this report may from time to time have interest in securities / positions, financial or otherwise in the securities related to the information contained in this report.

Investment in securities market are subject to market risks. Read all the related documents carefully before investing.

Registration granted by SEBI, membership of BASL (in case of IAs) and certification from NISM in no way guarantee performance of the intermediary or provide any assurance of returns to investors.

**Way2Wealth Brokers Pvt. Ltd. (CIN U67120KA2000PTC027628) SEBI Rgn. No. : INH200008705.**

Registered Office:Rukmini Towers, 3<sup>rd</sup>& 4<sup>th</sup>Floor, # 3/1, Platform Road, Sheshadripuram, Bangalore - 560 020,

Website: [www.way2wealth.com](http://www.way2wealth.com) Email: [research@way2wealth.com](mailto:research@way2wealth.com)

**Way2wealthResearch is also available on Bloomberg WTWL<GO>**